




# PRODUCT CHANGE | AUTOMATE E6, M6, V1 Curtain motors & In-line Connector

DESCRIPTION.	PRODUCT DETAILS			CHANGES MADE	
	YES	NO	YES	NO	
AUTOMATE   E6 [35mm/6.0Nm/28r] ACR-MTR240V	AUTOMATE   M6 [35mm/6.0Nm/28rpm] S45ML MOTOR	AUTOMATE   C – ARC DRAPE MOTOR 50KG [240V/9rpm]	<input type="checkbox"/>	<input checked="" type="checkbox"/>	
Wiring Layout	GEN2	GEN2			
CODE.	MTACRF35-6-240V	RB24-4502-069003	<input type="checkbox"/>	<input checked="" type="checkbox"/>	
IMAGE.			<input type="checkbox"/>	<input checked="" type="checkbox"/>	
USE WITH.	UNIVERSAL in-line tail 2.5m & UNIVERSAL in-line tail 5.0m			<input type="checkbox"/>	<input checked="" type="checkbox"/>

DISCONTINUED PRODUCT DETAILS					
DESCRIPTION.			YES	NO	
AUTOMATE   UNIVERSAL in-line tail 2.5m	AUTOMATE   UNIVERSAL in-line tail 5.0m		<input type="checkbox"/>	<input checked="" type="checkbox"/>	
CODE.	RB24-9104-069025	RB24-9104-069050	<input type="checkbox"/>	<input checked="" type="checkbox"/>	
IMAGE.			<input type="checkbox"/>	<input checked="" type="checkbox"/>	
USE WITH.	Automate System for install purposes, Automate S45 Motor E6 & M6			<input type="checkbox"/>	<input checked="" type="checkbox"/>

## IMPROVEMENTS / CHANGES

### PRODUCTION / INSTALLATION IMPROVEMENTS

- There has been a change to the wiring layout on the above motors, new wiring layout is referred to as Gen2 and outgoing wiring layout is referred to as Gen1 this change is to standardise to universal standard.
- Cables that are supplied with the motor in the box will be compatible with each other.
- An issue may arise with pre-wired installations if motor wiring layout and pre-installed universal tails are not compatible or mixing Gen1 components with Gen2 components.
  - **Verification of wiring layout is essential prior to installing motor.**
- AUTOMATE universal in-line tails have been discontinued.

CHANGES MADE	
YES	NO
<input checked="" type="checkbox"/>	<input type="checkbox"/>

