





























Automate Range Overview

AUTOMATE®

Motors

INTERNALS	WIREFREE	Automate Zero Li-ion Q0.7 ARC  Quiet	Automate Zero Li-ion Q1.1 ARC  Quiet	Automate Zero Li-ion EQ2.0 ARC  Quiet	Automate Li-ion 3.0 ARC 	Automate Li-ion EQ3 ARC 	Automate Li-ion EQ10 ARC 		
	DC SERIES	Automate Zero DC 1.1 ARC 	Automate Zero DC 2.0 ARC 	Automate Zero DC 3.0 ARC 	Automate Zero DC Q 3 ARC 	Automate Zero DC Q 10 ARC 	DRAPERY	1.2 NM Drape Motor ARC 	Versa Drapery Motor - Battery Module ARC 
	AC SERIES	Automate ACRF6 ARC 	Automate ACRF Q6 ARC 	Automate ACRF Q10 ARC 	Automate ACRF 15 ARC 	Versa Drapery Motor - AC Module ARC 			
	ML SERIES	ACML 6 	ACML Q6 	ACML Q10 	ACML Q20 	CORD LIFT	CL 0.6 Cord Lift Motor ARC 	CL 0.8 Cord Lift Motor ARC 	
	EXTERNALS	Automate FT15 ARC 	Automate AX30 ARC 	Automate AX50 ARC 	CORE TILT				VT 1.0 Tilt Motor ARC 

Controllers & Accessories



Pulse 2 Hub
ARC



Push 5, 15 and
ONE Remotes
ARC



Wall
Switch
ARC



Surface
Mount Switch
ARC

Sensors



Internal
Sun Sensor
ARC



Wind, Light, &
Rain Sensor
ARC



Motion Sensor
ARC

Accessories



ARC
Repeater
ARC



Dry Contact
Input Module
ARC



5V Solar Panel

Internal Motors

External Motors

Drapery, Cord Lift, & Core Tilt

	LI-ION WIREFREE 5V	DC SERIES	AC SERIES	ML SERIES
	0.7 EQ1.1 EQ2.0 3.0 EQ3.0 EQ10.0	1.1 Q2.0 3.0 Q3.0 Q10.0	15 6 Q6 Q10	6 Q6 Q10 20
CONTROLLERS Pulse	✓	✓	✓	✓
Push ONE, 5 & 15 Remotes	✓	✓	✓	✓
Wall Switch	✓	✓	✓	✓
Surface Mount	✓	✓	✓	✓
Dry Contact Input Module	✓	✓	✓	✓
Internal Sun Sensor	✓	✓	✓	✓
Arc Repeater	✓	✓	✓	✓
Wind, light and Rain Sensor	-	-	-	-

AX SERIES		FT SERIES
AX30	AX50	FT15
✓	✓	✓
✓	✓	✓
✓	✓	✓
✓	✓	✓
✓	✓	✓
✓	✓	✓
✓	✓	✓
-	-	✓

DRAPERY	CORD LIFT	CORE TILT
C1.2VERSA	CL0.6	VT1.0 CORE
✓	✓	✓
✓	✓	✓
✓	✓	✓
✓	✓	✓
✓	✓	✓
✓	✓	✓
✓	✓	✓
-	-	-